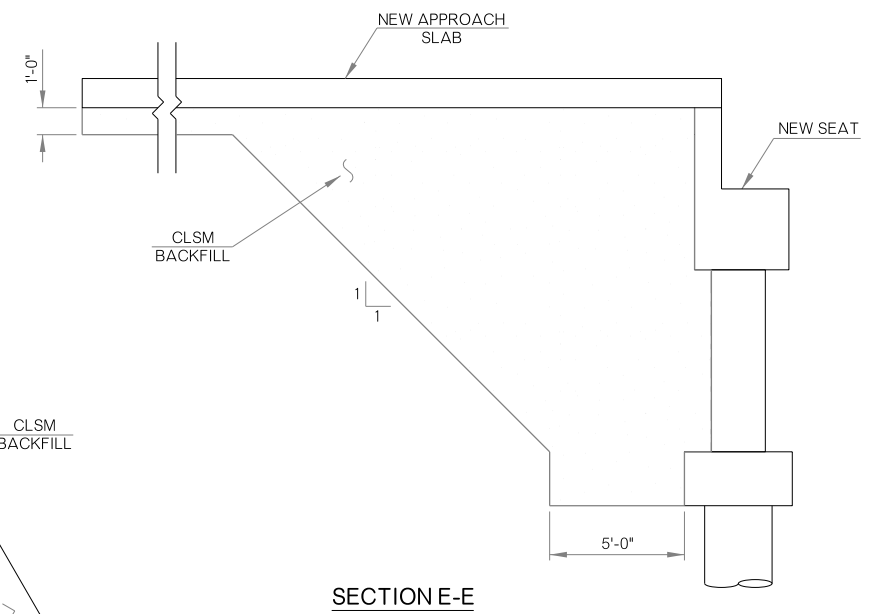
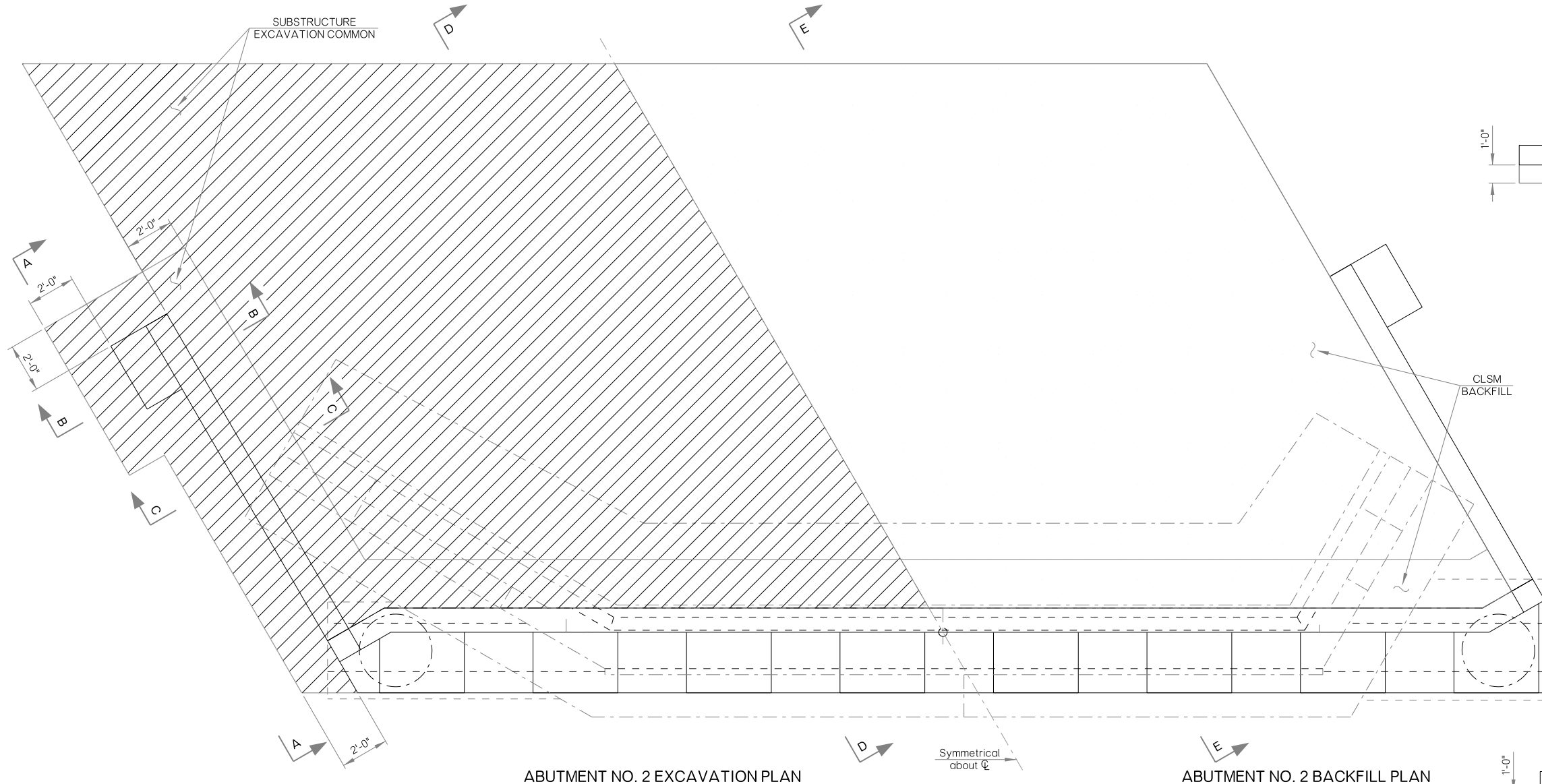
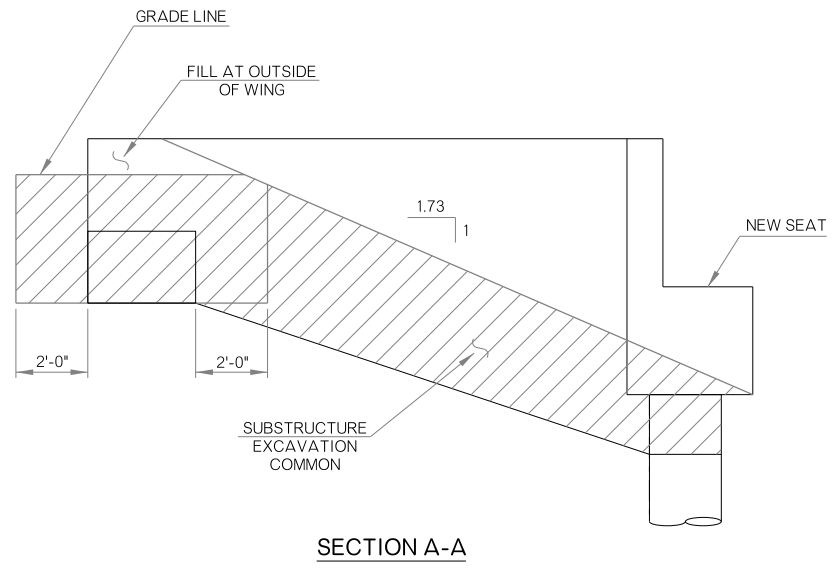
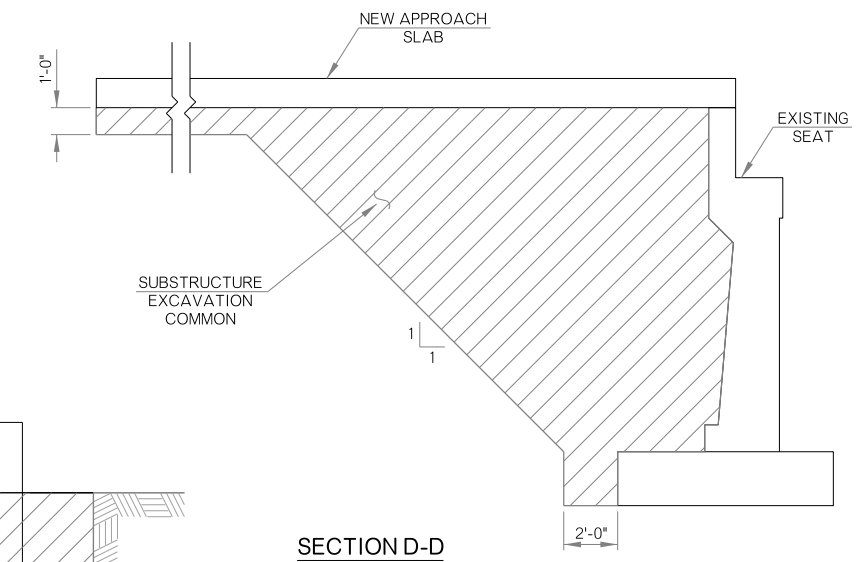


REVISIONS		
REV. NO.	DESCRIPTION	DATE

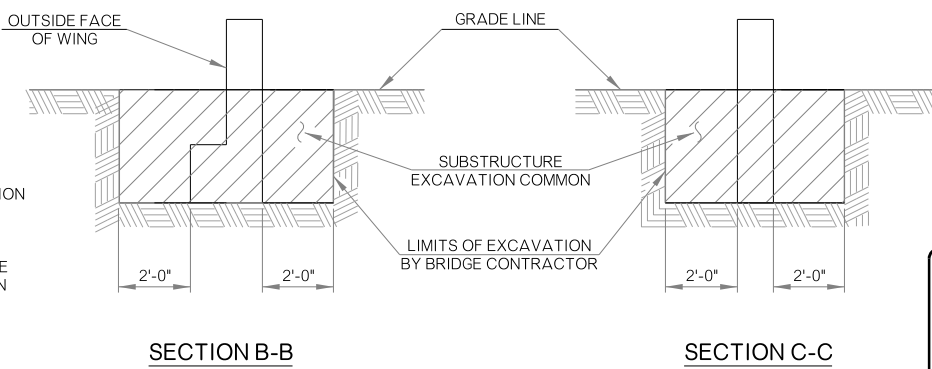


DO NOT PLACE CLSM BACKFILL UNTIL SUPERSTRUCTURE IS IN PLACE AND THE ABUTMENT WING CONCRETE HAS ATTAINED A STRENGTH OF 3,000 P.S.I.



NOTE:  
GRADE LINE ASSUMED TO BE LOCATED 12" BELOW BOTTOM OF APPROACH SLAB FOR COMPUTING CLSM BACKFILL QUANTITY SHOWN ON PLANS. THE DEPARTMENT WILL PAY FOR CLSM BACKFILL IN ACCORDANCE WITH THE PLAN QUANTITY AND NO ADJUSTMENT WILL BE MADE FOR ACTUAL LOCATION OF GRADE LINE.

NOTE:  
THE CONTRACTOR MAY PLACE CONCRETE AGAINST THE LIMITS OF EXCAVATION IF THE MATERIAL IS EXCAVATED TO THE NEAT LINES OF THE ABUTMENT AND APPROVED BY THE ENGINEER. IF NECESSARY, USE FORMS ON THE BACK VERTICAL FACE OF THE ABUTMENT AND REMOVE FORMS AFTER CONCRETE HARDENS. IF THE CONTRACTOR CHOOSES TO PLACE CONCRETE AGAINST THE SOIL, THE DEPARTMENT WILL PAY FOR SUBSTRUCTURE EXCAVATION COMMON IN ACCORDANCE WITH THE DIAGRAM SHOWN ON THE PLANS.



BRIDGE "A" SH-78 OVER CHUCKWA CREEK	BRYAN COUNTY	Design	CJO	6/15
SUBSTRUCTURE EXCAVATION DETAILS (SHEET 2 OF 2)		Detail	DPG	8/15
		Check	TEE	9/15
STATE OF OKLAHOMA		Squad:	HENSFLEY	
DEPARTMENT OF TRANSPORTATION		Engr.:	DEFRANCO	
JOB/PIECE NO.	27912(04)	SHEET NO.	B014	